

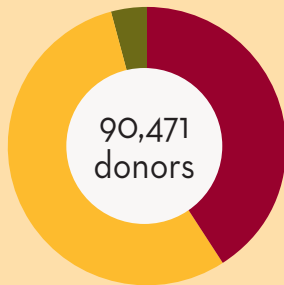
2022 giving results

The following figures summarize giving to the University of Minnesota in fiscal year 2022, which ran from July 1, 2021, through June 30, 2022. These figures are reported by the University of Minnesota Foundation, which raises and manages gifts to the U of M.

University-wide fundraising results			
	Fiscal 2022	Fiscal 2021	Fiscal 2012
Gifts, pledges, and other future commitments	\$453 million	\$367 million	\$244 million
Distributions for University purposes*	\$202 million	\$202 million	\$176 million
University of Minnesota Foundation endowment*	\$3.1 billion	\$3.4 billion	\$1.5 billion
Combined University endowments*	\$5.3 billion	\$5.4 billion	\$2.5 billion

*Preliminary and unaudited

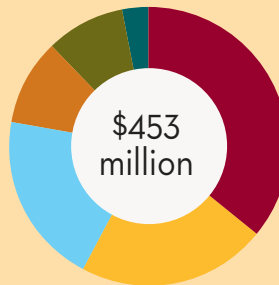
How this year's giving total stacks up



Donors of 2022 gifts
Total: 90,471

This includes all donors to the U, with gifts ranging from \$1 to \$25 million.

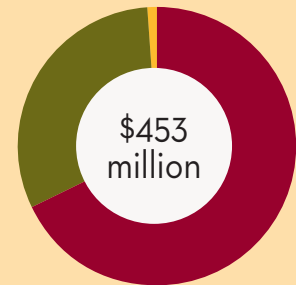
- Alumni
37,392 **41%**
- Other individuals
49,775 **55%**
- Organizations
3,304 **4%**



Purpose of 2022 gifts
Total: \$453 million

The \$453 million in gifts raised includes outright gifts, pledges, and future commitments

- Program support*
\$164 million **36%**
- Student support
\$98 million **22%**
- Capital improvement
\$90 million **20%**
- Faculty and staff support
\$44 million **10%**
- Research
\$41 million **9%**
- Outreach and community engagement
\$16 million **3%**



Types of 2022 gifts
Total: \$453 million

- Cash and pledges
\$307 million **68%**
- Future (estate and deferred gifts)
\$142 million **31%**
- Property and in-kind gifts
\$4 million **1%**



UNIVERSITY OF MINNESOTA
Driven to DiscoverSM

*Includes crossdisciplinary support, undesignated planned gifts, and support for campus programs